




SOUTH CENTRAL COUNCIL OF GOVERNMENTS



2018 ANNUAL REPORT





MESSAGE FROM THE EXECUTIVE DIRECTOR:

Once again as I look back on the hard work and accomplishments our team has achieved in 2018, I am very proud to be associated with them. In a year that included increased community needs, shrinking resources and increasing expenses, the staff of South Central Council of Governments (SCCOG) rose to the occasion. The work SCCOG staff did was further complicated by the Spring Fire in Huerfano County. SCCOG rose to the challenge presented by this disaster even when they were personally impacted by the fire. Through the tightening of belts and increasing of efficiency the SCCOG staff continued to provide the many high quality programs and services that the people of Huerfano and Las Animas Counties have come to expect from us. By leveraging the synergy and dedication of a remarkable citizenry, our entire staff has worked diligently to achieve SCCOG's projected outcomes, and the results are impressive. This annual report presents a sample of some of SCCOG's important achievements and contributions to the region in 2018.

I urge you to read the entire report and help celebrate the hard work of the SCCOG staff and all the people and organizations SCCOG partners with in meeting the needs and enhancing the quality of life in our region.

On behalf of the SCCOG staff, I would like to thank all of our member jurisdictions for their insightful direction and continued support that encourages SCCOG to be a leader in the state.

Walter T Boulden
Executive Director
South Central Council of Governments

**South Central Council of Governments (SCCOG)
Annual Report 2018**

Contents

MESSAGE FROM THE EXECUTIVE DIRECTOR:.....	2
MISSION STATEMENT:.....	4
VISION STATEMENT:	5
GUIDING PRINCIPLES:	6
PROJECTED LONG-TERM OUTCOME:	7
SERVICE OVERVIEW:.....	8
DIRECT ECONOMIC IMPACT:.....	9
CARE SERVICES:.....	10
Huerfano Care Services.....	11
Las Animas County Care Services:.....	14
AREA AGENCY ON AGING (AAA):	17
HOUSING REHABILITATION:	24
Home Modifications:	25
PUBLIC TRANSPORTATION (TRANSIT):.....	27
EARLY LEARNING CENTER:.....	31
REGIONAL / COMMUNITY ECONOMIC DEVELOPMENT:	34
South Central Transportation Planning Region:.....	35
South Central Enterprise Zone Administration:	36
Energy Resources:.....	37
UPCOMING INITIATIVES:	39

**South Central Council of Governments (SCCOG)
Annual Report 2018**

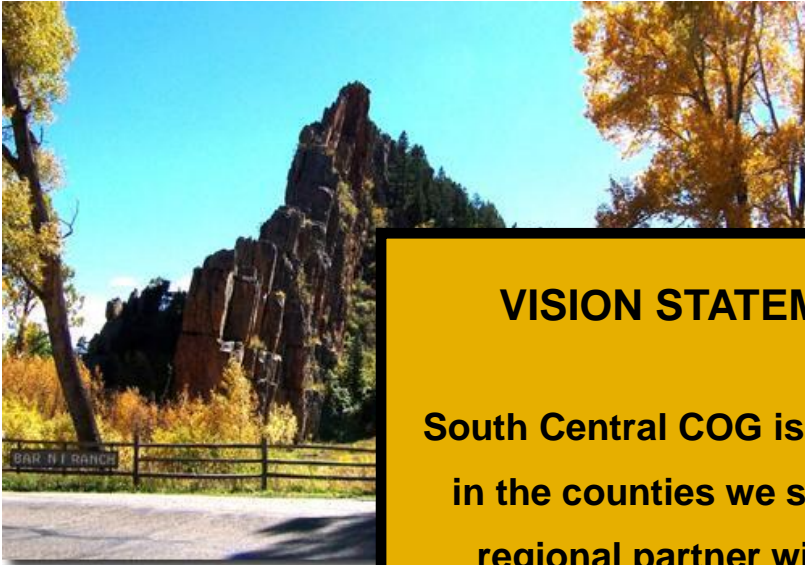


MISSION STATEMENT:

The purpose of the South Central Council of Governments is to benefit the citizens of Huerfano and Las Animas Counties by serving as the local government vehicle to identify needs, develop responses, implement solutions, eliminate duplication, and promote the efficient and accountable use of public resources and improve the quality of life.



**South Central Council of Governments (SCCOG)
Annual Report 2018**



VISION STATEMENT:

South Central COG is integrated in the counties we serve as a regional partner with local governments to achieve positive solutions to regional needs. SCCOG service to clients reflects honest, sincere effort and results are achieved with integrity to enhance quality of life. SCCOG will continue to build staff capacity through training and education to meet future demand for innovative services.



**South Central Council of Governments (SCCOG)
Annual Report 2018**

GUIDING PRINCIPLES:

We treat all clients and employees with dignity and respect, regardless of race, age, gender, disability, values, lifestyles or interests.

We value honesty and integrity in all relationships.

We value transparency in all our transactions.

We are committed to providing the highest quality care and customer service to our clients.

We are committed to teamwork and developing cooperative working relationships because this is crucial to the success of SCCOG.

We understand compassion and empathy for others is important for the success of the organization.



**South Central Council of Governments (SCCOG)
Annual Report 2018**



**South Central Council of
Governments**

**PROJECTED LONG-TERM
OUTCOME:**

**All residents of Las Animas and
Huerfano Counties have equal
access to resources that promote
their ability to achieve and
maintain quality rural lives.**



South Central Council of Governments (SCCOG) Annual Report 2018



SERVICE OVERVIEW:

South Central Council of Governments (SCCOG) began in 1975 as a bi-county quasi-governmental nonprofit organization to address regional concerns affecting Huerfano and Las Animas Counties.

Projected Long-term Outcome:

All residents of Las Animas and Huerfano Counties have equal access to resources that promote their ability to achieve and maintain quality rural lives.

Over the decades, South Central COG has grown into a comprehensive community organization that provides many services to the Huerfano - Las Animas bi-county region. Such services include: 1) Regional Community Development through facilitated community dialogue, needs assessment, and administration of various State economic development efforts and transportation planning; 2) Care Services; 3) Area Agency on Aging (AAA) Senior Service Programs for those sixty years of age and over; 4) Public Transit Program providing transportation to the bi-county region; 5) Housing Rehabilitation Program provides single family owner-occupied rehabilitation of homes, energy assistance; and 6) the Early Learning Center now in both counties.

South Central Council of Governments (SCCOG) Annual Report 2018

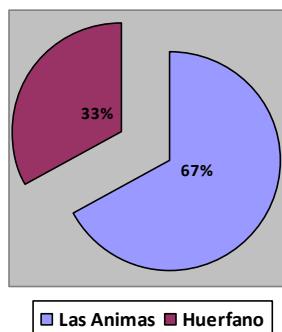
DIRECT ECONOMIC IMPACT:

In addition to facilitating and coordinating regional and community development, South Central COG is a major contributor to the economic vitality of the region. SCCOG was one of the largest employers in both Las Animas and Huerfano Counties in 2018; employing **305** people with an overall payroll¹ of **\$3,231,604**². Eighty-one percent (81%) of South Central COG's revenue comes from outside Las Animas and Huerfano Counties³.

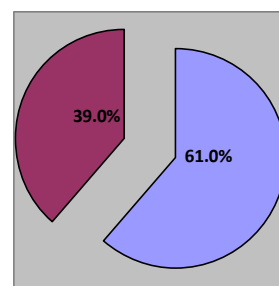


Employees During 2018		
County	# Employees	Payroll
Las Animas	186 (61.0%)	\$2,142,402 (66.3%)
Huerfano	119 (39.0%)	\$1,089,202 (33.7%)
Total	305	\$3,231,604

Employees



Payroll



¹ Includes benefits

² Un-audited figure

³ State & Federal Funds

**South Central Council of Governments (SCCOG)
Annual Report 2018**

CARE SERVICES:

Projected Long-term Outcome:
All residents of Las Animas and Huerfano Counties have access to a safe and sanitary home environment to maintain independent living.



South Central COG's Care Services Programs offer in-home services to clients to allow them to remain independent in their own homes for as long as possible before moving to a skilled nursing facility. Once client assessments are performed, client care plans can be individually tailored to meet each client's specific needs. Personal care tasks including bathing, dressing, toileting, ambulation, mobility, transferring, and medication reminding can be handled by trained caregiving staff. Homemaker

tasks focus on keeping the home environment clean and sanitary for the client, preparing nutritious meals daily, and handling shopping and errands tasks.

In addition to the daily tasks performed, the social interaction of having a caring individual in the home with our client is invaluable to their overall wellbeing and happiness. Clients can access several funding sources to assist with the cost of this type of care. Private insurance, Older American's Act Grants, and Medicaid funded care through the Department of Social Services are available to qualifying clientele.



**South Central Council of Governments (SCCOG)
Annual Report 2018**

Huerfano Care Services				
	2015	2016	2017	2018
Total Huerfano Clients served	190	190	169	161
Total Visits completed	41,182	38,143	31,423	28,504
Total hours of service	101,933	102,477	76,571	72,731

Huerfano County Care Services Annual Report

Huerfano Care Services is licensed to provide care throughout Huerfano County as well as for Southern Pueblo County. During 2018, we served 161 clients.

2018 was very challenging for Huerfano Care Services. We struggled with an on-going workforce shortage, as our community has limited healthcare workforce from which to draw, and invariably we share and trade staff between the local hospital, nursing home, home health agency and SCCOG. This made every day a scheduling challenge, and Case Management had to become very creative in order to meet our clients' needs. Mandatory minimum wage requirements put financial stress on our programs as reimbursement did not keep pace with wage requirements. Workforce restrictions from outside our program affected our staffing abilities. Contracted provider staff was able to access Medicaid health care coverage, but were forced to reduce their work hours to qualify.

Externally, Huerfano County dealt with the Spring Fire disaster in which 108,000



acres burned. This fire affected everyone in the county, but areas around La Veta, Cuchara, Gardner and Redwing suffered considerable damage. Numerous homes and properties were destroyed, and we watched families, neighbors and friends endure horrific damage. Fortunately, our clients living in those areas were only faced with evacuation, but our staff was not as fortunate. Property

loss and resulting relocation of some of our providers added to our already stretched workforce issues. However, Huerfano County Care Services is blessed to have some amazing folks working within our ranks. Staff stepped up and did whatever was required during this disaster – manned Disaster Recovery Centers, dealt with evacuation issues

South Central Council of Governments (SCCOG) Annual Report 2018

personally and assisted clients with evacuation, offered assistance to those individuals housed at our building for nearly two weeks through the Red Cross all while continuing to maintain business as usual daily under the most difficult of circumstances.

We rely heavily on our community partnerships to succeed in Huerfano County. As a result of the fire, we have seen the Huerfano Community Center where our SCCOG Offices are housed become a hub of activity with County driven meetings, problem-solving sessions and



emergency preparedness activities. The additional activity meant that the conference room and gym we typically use for our own meetings and trainings were unavailable to use since the fire in June. Training sessions were scheduled around various calendars in order to complete in 2018. Trainings have taken on a much larger emergency preparedness component than ever before. While we immediately trained our fire ravaged area workers on re-entry requirements, our focus since July has been on intensive precautions, preparations and evacuation training with staff given the possibility of extreme flooding on the Cuchara River.

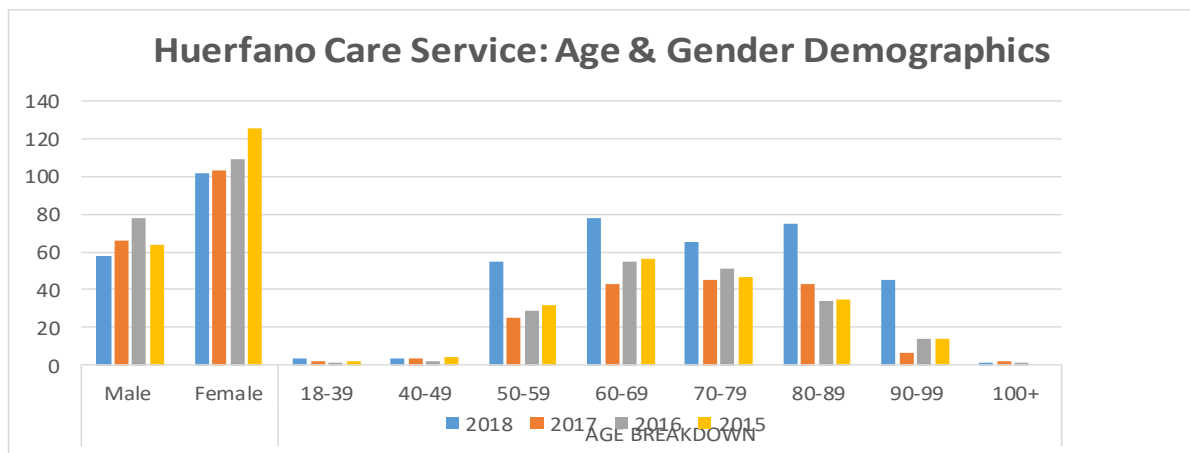
People were slow to come back into burned areas of the county, and services were delayed. Some people have chosen to move elsewhere rather than remain in Huerfano County to rebuild or have to deal with the aftermath of this fire for years.

Our Huerfano Program was recognized during 2018 for our work with Electronic Visit Verification. We took the challenge on internally in 2017 to bring this new element on line. Federal and State regulations had set a target go-live date of January 2019 as a mandatory requirement. We worked diligently on getting our staff trained and efficient with this process, and were extremely pleased when the Colorado State Unit on Aging labeled our program with a “Best Practice” status for our EVV efforts after the completion of their survey.

South Central Council of Governments (SCCOG) Annual Report 2018

During 2018, we were able to expand our respite services with the addition of an Easter Seals-Colorado Respite Grant award and look forward to maintaining that partnership moving into 2019.

We had a demographic shift in 2018 showing an increase in clientele in our younger aged categories, particularly those aged 50-59 and 60-69. During 2018, we served a total of 161 clients, 53 of whom were male and 107 were female. Male clients received 9,195 home visits and our female clients received 19,309 home visits.



Huerfano County	# of Clients 2015	# of Clients 2016	# of Clients 2017	# of Clients 2018
Cuchara	2	2	1	3
E. Huerfano/Hwy 10	1	1	4	10
Gardner	5	5	6	5
Hwy 69 / Baudito	3	3	3	3
Libre /Turkey Creek	4	4	4	4
La Veta	24	24	27	23
Mutual	2	2	2	2
North Huerfano CO	3	3	1	0
Navajo	11	11	12	10
Pryor/Rouse	1	1	1	0
Redwing	4	4	3	2
Rio Cuchara Area	3	3	2	4
Walsenburg	123	123	100	92
Yellowstone	4	4	3	3
Total	190	190	169	161

**South Central Council of Governments (SCCOG)
Annual Report 2018**

Las Animas County Care Services:				
	2015	2016	2017	2018
Total Las Animas Clients served	178	183	160	157
Total Visits completed	38,160	37,102	32,049	26,494
Total hours of service	98,554	94,807	87,022	75,821

Las Animas County Care Service Annual Report

In 2018, Las Animas Care Services served a total of 157 clients, 62 of whom were male and 95 were female. We provided 75,821 service hours and completed 26,494 visits.

Personal and homemaker services were provided for 2018. Personal care

services are those services that address activities of daily living (ADLs) which include the following: bathing, dressing, skin care, hair care, oral care, shaving, assistance with mobility and ambulation, assistance with transfers and/or positioning, bladder and/or bowel care, medication reminding,



protective oversight and accompanying in the community. General light housekeeping tasks (which addresses the instrumental activities of daily living – IADLs) are provided in the home to maintain a safe and sanitary environment. Homemaker tasks include the following: dusting, sweeping, mopping, vacuuming, bathroom cleaning, kitchen cleaning, trash removal, dish washing, laundry tasks, bed making, linen change, meal preparation, shopping and errand tasks.

Because of these services, we were successful in keeping many elders and disabled individuals living safely in their homes with as much independence as possible for as long as possible. Our services are key in preventing unnecessary and costly nursing home placements.

South Central Council of Governments (SCCOG) Annual Report 2018

Early in 2018, the program felt the ripple down effect due to the Department of Human Services not being able to retain case management staff. Our program was not receiving referrals like in the past and we were not getting approved authorizations and necessary



paperwork to provide the best quality care for our clients. At times during 2018, this program discontinued services for clients due to not having an approved prior authorization from the Department of Human Services. We also observed that more and more applicants were not financially/functionally eligible for services. By year end, Las Animas County seen a steady enrollment of Home Community Based Services clients which is offered by

Colorado Health First (Medicaid).

Most of our referrals come to us through the Las Animas Department of Human Services. Others are referred by Mt. San Rafael Hospital, Sangre DeCristo Community Care, Mt. Rose Health Center Palliative Care and Hospice, Trinidad Inn Nursing Home or in coordination with our AAA program.

In May of 2018, we received notification that the Veterans Administration's entire homemaker benefit would be eliminated as of 09/30/18 unless there were "extraordinary circumstances." Las Animas County was not impacted much by this cut as we only served two veterans.

Las Animas County Care Services was also recognized by the State Unit on Aging for "Best Practice" for implementing the Electronic Visit Verification system as mandated by federal and state regulation.

Las Animas County had a provider staff of 102 care providers. Our community has a decent healthcare workforce; however, most provider staff prefer to stay within the city limits which makes it hard for us to staff our outlying services areas such as Model, Weston, Segundo, Aguilar and Hoehne even when travel time is paid.

**South Central Council of Governments (SCCOG)
Annual Report 2018**

The mandatory minimum wage increase which became effective January 1, 2017 has impacted our programs. The minimum wage increase is a part of a series of increases approved by the voters in 2016. The new minimum wage is \$11.10 which is a 90 cent increase from last year's rate which was \$10.20. In 2020, the new minimum wage will be \$12.00. Due to the mandatory minimum wage requirements, our programs are struggling financially as Medicaid reimbursement rates are not staying in line with the increase. The Care Services Private Pay program had to evaluate our billing structure and raised the hourly rate for service from \$15.50 to \$18.44 per hour. The mandatory minimum wages increases (\$.90 per year) in the last three years have greatly affected our programs. We cannot continue to absorb these increases without offsetting it with our revenues. Management has determined that moving forward we must bring the Private Pay program in line with our other funding sources, which is primarily Medicaid.

Las Animas County	# of Clients 2015	# of Clients 2016	# of Clients 2017	# of Clients 2018
Aguilar	17	14	17	11
Allendale	6	8	11	6
Bon Carbo	0	1	1	1
Cokedale	1	1	1	2
Hoehne	3	7	3	4
Jansen	2	1	1	1
Ludlow	1	1	1	2
Trinidad Lake Ranches	0	0	0	1
Segundo	4	3	6	5
Starkville	3	4	4	2
Trinidad	136	138	111	118
Valdez	0	1	1	1
Model	0	0	0	1
Weston	5	4	3	3
Total	178	183	160	157

**South Central Council of Governments (SCCOG)
Annual Report 2018**

AREA AGENCY ON AGING (AAA):

Mission:

The mission of Region 14 AAA is to serve seniors (60+) of Huerfano and Las Animas Counties, targeting clientele that are unserved and underserved while providing services to all seniors to promote living long, and healthy lives the way they choose.

Vision:

Helping seniors to remain independent in their homes for as long as possible.

Projected Long-term Outcome:

All residents over 60 in Las Animas and Huerfano Counties have access to resources that allow them to live independently in their homes.



Under the leadership and direction of the Colorado Department of Human Services State Unit on Aging, the SCCOG Area Agency on Aging (AAA) proactively carries out a wide range of functions related to Information and Assistance, Advocacy, Planning, Coordination, Nutrition, In-home Services, Legal Assistance, Material Aid,

Emergency Response, Inter-Agency Linkages, Disease Prevention, National Family Caregiver Services, Transportation, Ombudsman, and Elder Abuse Prevention. AAA programs include: Congregate and Homebound meals, Nutrition Education, Personal Care and Homemaker Services, Legal Services, Material Aid, Health Promotion / Disease Prevention, Long Term Care Ombudsman, Elder Abuse Prevention, Respite Care, Assisted Transportation, and the Aging & Disability Resources for Colorado program (ADRC).



**South Central Council of Governments (SCCOG)
Annual Report 2018**



AAA Totals for 2018		Las Animas County	Huerfano County
Meals Prepared	48,401	71%	29%
Congregate Meals served	19,956	66%	34%
Homebound Meals Delivered	27,293	75%	25%
Blizzard Boxes Delivered (6 meals each)	1,152	71%	29%
AAA Totals for 2017		Las Animas County	Huerfano County
Meals Prepared	45,055	73%	27%
Congregate Meals served	20,219	66%	34%
Homebound Meals Delivered	24,836	80%	20%
Blizzard Boxes Delivered (6 meals each)	142	79%	21%
AAA Totals for 2016		Las Animas County	Huerfano County
Meals Prepared	47,672	71%	29%
Congregate Meals served	21,460	64%	36%
Homebound Meals Delivered	26,212	75%	25%
Blizzard Boxes Delivered (6 meals each)	148	82%	18%
AAA Totals for 2015		Las Animas County	Huerfano County
Meals Prepared	45,601	72%	28%
Congregate Meals served	19,887	65%	35%
Homebound Meals Delivered	25,714	77%	23%
Blizzard Boxes Delivered (6 meals each)	125	79%	21%

**South Central Council of Governments (SCCOG)
Annual Report 2018**

Huerfano County 2018		
Meals prepared in Community Center AAA Program Kitchen in 2018	15,371 meals	1,280 monthly average
<i>* Includes 913 meals prepared for Aguilar in Las Animas County</i>		
Congregate – Meals served in Community Center Senior Dining room	6,849 meals	570 monthly average
Homebound Meals prepared in Community Center AAA Kitchen and delivered to homes	5,966 meals	497 monthly average
<i>** Includes 700 delivered to homes in Aguilar, Las Animas County</i>		
Blizzard Boxes (6 meals each) delivered	56 homes	
Huerfano County 2017		
Meals prepared in Community Center AAA Program Kitchen in 2017	13,581 Meals*	2,623 monthly average
<i>* Includes 1,678 meals prepared for Aguilar in Las Animas County</i>		
Congregate – Meals served in Community Center Senior Dining room	6,947 Meals	579 monthly average
Homebound Meals prepared in Community Center AAA Kitchen and delivered to homes	5,603 Meals*	466 monthly average
<i>** Includes 647 delivered to homes in Aguilar, Las Animas County</i>		
Blizzard Boxes (6 meals each) delivered	30 homes	
Huerfano County 2016		
Meals prepared in Community Center AAA Program Kitchen in 2016	15,729 Meals*	1,311 monthly average
<i>* Includes 1,091 meals prepared for Aguilar in Las Animas County</i>		
Congregate – Meals served in Community Center Senior Dining room	7,707 Meals	642 monthly average
Homebound Meals prepared in Community Center AAA Kitchen and delivered to homes	6,447 Meals*	537 monthly average
<i>** Includes 484 delivered to homes in Aguilar, Las Animas County</i>		
Blizzard Boxes (6 meals each) delivered	27 homes	
Huerfano County 2015		
Meals prepared in Community Center AAA Program Kitchen in 2015	14,237 Meals*	1,186 monthly average
<i>* Includes 1,050 meals prepared for Aguilar in Las Animas County</i>		
Congregate – Meals served in Community Center Senior Dining room	7,015 Meals	584 monthly average
Homebound Meals prepared in Community Center AAA Kitchen and delivered to homes	5,791 Meals**	483 monthly average
<i>** Includes 381 delivered to homes in Aguilar, Las Animas County</i>		
Blizzard Boxes (6 meals each) delivered	26 homes	

**South Central Council of Governments (SCCOG)
Annual Report 2018**

Las Animas County 2018		
Meals prepared in H.R. Sayre Senior Center AAA Program Kitchen in 2018	32,791 Meals	2,733 monthly average
Congregate – Meals served in H.R. Sayre Senior Center Dining room	10,459 Meals	872 monthly average
Congregate – Meals served in Aguilar Community Center *(prepared in Walsenburg)	913 Meals	77 monthly average
Congregate – Meals served in Segundo Community Center	1740 Meaks	145 monthly Average
Homebound Meals prepared in H.R. Sayre Senior Center AAA Program Kitchen and delivered to homes *(does not include delivered in Aguilar but prepared in Walsenburg)	19,679 Meals	1,640 monthly average
Blizzard Boxes (6 meals each) delivered	136 Homes	
Las Animas County 2017		
Meals prepared in H.R. Sayre Senior Center AAA Program Kitchen in 2017	31,474 Meals	1,020 monthly average
Congregate – Meals served in H.R. Sayre Senior Center Dining room	10,438 Meals	870 monthly average
Congregate – Meals served in Aguilar Community Center *(prepared in Walsenburg)	1,031* Meals	86 monthly average
Congregate – Meals served in Segundo Community Center	1,803 Meals	150 monthly average
Homebound Meals prepared in H.R. Sayre Senior Center AAA Program Kitchen and delivered to homes *(does not include delivered in Aguilar but prepared in Walsenburg)	19,233* Meals	1,603 monthly average
Blizzard Boxes (6 meals each) delivered	112 homes	
Las Animas County 2016		
Meals prepared in H.R. Sayre Senior Center AAA Program Kitchen in 2016	32,064 Meals	2,672 monthly average
Congregate – Meals served in H.R. Sayre Senior Center Dining room	11,366 Meals	947 monthly average
Congregate – Meals served in Aguilar Community Center *(prepared in Walsenburg)	1,091* Meals	91 monthly average
Congregate – Meals served in Segundo Community Center	1,296 Meals	108 monthly average
Homebound Meals prepared in H.R. Sayre Senior Center AAA Program Kitchen and delivered to homes *(does not include 484 delivered in Aguilar but prepared in Walsenburg)	19,281* Meals	1,607 monthly average
Blizzard Boxes (6 meals each) delivered	121 homes	

**South Central Council of Governments (SCCOG)
Annual Report 2018**

Las Animas County 2015		
Meals prepared in H.R. Sayre Senior Center AAA Program Kitchen in 2015	31,364 Meals	2,614 monthly average
Congregate – Meals served in H.R. Sayre Senior Center Dining room	10,640 Meals	887 monthly average
Congregate – Meals served in Aguilar Community Center *(prepared in Walsenburg)	1,050 Meals	88 monthly average
Congregate – Meals served in Segundo Community Center	1,182 Meals	96 monthly average
Homebound Meals prepared in H.R. Sayre Senior Center AAA Program Kitchen and delivered to homes *(does not include 381 delivered in Aguilar but prepared in Walsenburg)	19,542* Meals	1,629 monthly average
Blizzard Boxes (6 meals each) delivered	99 homes	

Transportation 2018			
Location	# of Trips	# of Clients	Percent of Trips
Walsenburg	2,342	195	36%
Trinidad	4,172	348	64%
Total	6,514	592	

Transportation 2017			
Location	# of Trips	# of Clients	Percent of Trips
Walsenburg	2,042	170	35%
Trinidad	3,842	320	65%
Total	5,884	490	

Transportation 2016			
Location	# of Trips	# of Clients	Percent of Trips
Walsenburg	2,873	209	42%
Trinidad	3,943	236	58%
Total	6,816	445	

Transportation 2015			
Location	# of Trips	# of Clients	Percent of Trips
Walsenburg	2,512	209	47%
Trinidad	2,830	236	53%
Total	5,342	445	

**South Central Council of Governments (SCCOG)
Annual Report 2018**

Information and Assistance 2018			
Location	# of Contacts	# of Clients	Percent of Clients
Walsenburg	1,919	160	38%
Trinidad	3,120	180	62%
Total	5,039	480	
Information and Assistance 2017			
Location	# of Contacts	# of Clients	Percent of Clients
Walsenburg	1,834	153	42%
Trinidad	2,505	209	58%
Total	4,339	362	
Information and Assistance 2016			
Location	# of Contacts	# of Clients	Percent of Clients
Walsenburg	1,960	163	42%
Trinidad	2,722	227	58%
Total	4,682	390	
Information and Assistance 2015			
Location	# of Contacts	# of Clients	Percent of Clients
Walsenburg	2,146	179	42%
Trinidad	2,972	248	58%
Total	5,118	427	

Screenings 2018			
Location	# of Units	# of Clients	Percent of Clients
Walsenburg	271	61	
Trinidad	859	193	
Total	1,130	254	
Screenings 2017			
Location	# of Units	# of Clients	Percent of Clients
Walsenburg	270	15	25%
Trinidad	810	43	75%
Total	1,080	58	
Screenings 2016			
Location	# of Units	# of Clients	Percent of Clients
Walsenburg	424	35	32%
Trinidad	812	68	68%
Total	1,236	103	
Screenings 2015			
Location	# of Units	# of Clients	Percent of Clients
Walsenburg	250	179	23%
Trinidad	830	248	77%
Total	1,080	427	

**South Central Council of Governments (SCCOG)
Annual Report 2018**

2018		
Pers. Care-Homemaker / Respite	1,640.75 / 1,202 hours	129 / 32 Clients
Material Aid (dental, vision, hearing)	100 units	85 Clients
Legal Aid	30 units	11 Clients
Disease Prevention/Health Promotion	66 units	66 Clients
Visually Impaired	25 units	10 Clients
2017		
Pers. Care-Homemaker / Respite	1,593 / 405 hours	43 / 4 Clients
Material Aid (dental, vision, hearing)	105 Units	96 Clients
Legal Aid	43 Units	15 Clients
Disease Prevention/Health Promotion	91 Units	80 Clients
Visually Impaired	36 Units	16 Clients
ADRC	428 Units	35 Clients/mo
2016		
Pers. Care-Homemaker / Respite	1,697 / 2,314 hours	141 / 193 Clients
Material Aid (dental, vision, hearing)	107 Units	
Legal Aid	34 Units	12 Clients
Disease Prevention/Health Promotion	173 Units	85 Clients
Visually Impaired	28 Units	10 Clients
ADRC	366 Units	30.5 Clients/mo
2015		
Pers. Care-Homemaker / Respite	1,770 / 870 hours	148 / 72 Clients
Material Aid (dental, vision, hearing)	100 Units	
ADRC	181 Units	15 Clients



Care and Share

In June 2018, SCCOG / AAA assumed operation/distribution of the Commodity Supplemental Food Program (CSFP), better known as Care and Share. It's a Federal program that provides low income seniors, age 60 and older, in Southern Colorado with extra food each month at no cost. CSFP provided 2,112 seniors boxes in 2018, an average of 176 per month; and TEFAP served an average of 300 households and 550 people per month.

South Central Council of Governments (SCCOG)

Annual Report 2018

HOUSING REHABILITATION:

Projected Long-term Outcome:

All home owners of Las Animas and Huerfano Counties have access to resources to help maintain safe, accessible, and energy efficient homes.

Housing Rehabilitation services provide low-interest owner occupied loans to repair or



update existing systems or structural components including electrical, plumbing, heating, foundation, and roofing in homes in Huerfano and Las Animas Counties.



CDBG Program completed 17 low interest loans for 2017-18 grant cycle	
\$ 156,000 total for all Rehabilitations in 2018	
Las Animas County	Huerfano County
13 Rehabs/Emergency Repairs	4 Rehabs/Emergency Repairs
\$86,000 in loans	\$70,000 in loans
CDBG Program completed 21 low interest loans for 2016-17 grant cycle	
\$ 199,000 total for all Rehabilitations in 2017	
Las Animas County	Huerfano County
17 Rehabs/Emergency Repairs	4 Rehabs/Emergency Repairs
\$113,500 in loans	\$67,000 in loans
CDBG Program completed 20 low interest loans for 2015-16 grant cycle	
\$ 230,000 total for all Rehabilitations in 2016	
Las Animas County	Huerfano County
14 Rehabs/Emergency Repairs	6 Rehabs/Emergency Repairs
\$140,000 in loans	\$90,000 in loans
CDBG Program completed 33 low interest loans for 2014-15 grant cycle	
\$ 348,000 total for all Rehabilitations in 2015	
Las Animas County	Huerfano County
21 Rehabs/Emergency Repairs	12 Rehabs/Emergency Repairs
\$175,000 in loans	\$173,000 in loans

**South Central Council of Governments (SCCOG)
Annual Report 2018**

Home Modifications:

Home Modifications partnered with the Department of Human Services and completed 8 total Home Modifications	
\$69,500 total for all Home Modifications 2018	
Las Animas County	Huerfano County*
8 Home Modifications completed	0 Home Modifications completed
\$69,500 total Home Modifications	\$0 total Home Modifications
Home Modifications partnered with the Department of Human Services and completed 9 total Home Modifications	
\$75,750 total for all Home Modifications 2017	
Las Animas County	Huerfano County
9 Home Modifications completed	0 Home Modifications completed
\$75,750 total Home Modifications	\$0 total Home Modifications
Home Modifications partnered with the Department of Human Services and completed 13 total Home Modifications	
\$109,200 total for all Home Modifications 2016	
Las Animas County	Huerfano County
11 Home Modifications completed	2 Home Modifications completed
\$99,500 total Home Modifications	\$9,700 total Home Modifications
Home Modifications partnered with the Department of Human Services and completed 17 total Home Modifications	
\$128,600 total for all Home Modifications 2015	
Las Animas County	Huerfano County
14 Home Modifications completed	3 Home Modifications completed
\$113,000 total Home Modifications	\$15,600 total Home Modifications

* 4 Home Modifications were requested in Huerfano County, at the end of the 2018 year. . However, we received 4 requests for Home Mods at the end of the 2018 year. Those 4 requests are possible Home Modifications that will carry over into 2019.



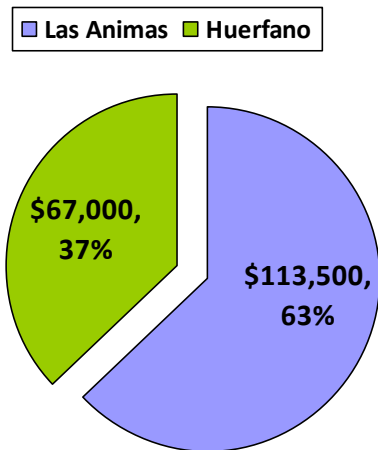
Before



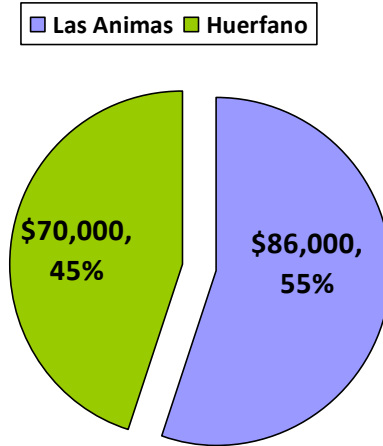
After

**South Central Council of Governments (SCCOG)
Annual Report 2018**

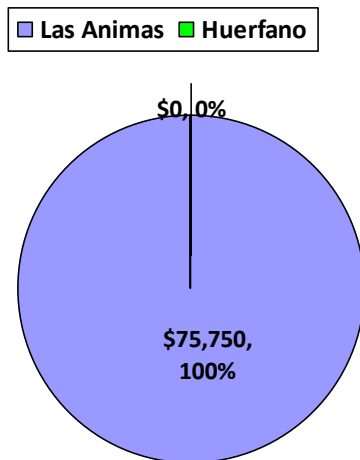
Rehabilitation Loan Amounts 2017



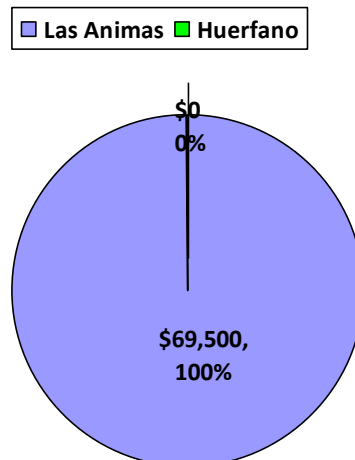
Rehabilitation Loan Amounts 2018



Modification Loan Amounts 2017*



Modification Loan Amounts 2018*



**South Central Council of Governments (SCCOG)
Annual Report 2018**

PUBLIC TRANSPORTATION (TRANSIT):

Mission

To provide safe, reliable, cost-effective, and accessible transportation to all residents of Huerfano and Las Animas Counties, with special attention to individuals who cannot afford other transportation alternatives.

Projected Long-term Outcome:

All residents of Las Animas and Huerfano Counties have access to safe, accessible, convenient, and affordable local and regional transit services.



The Transit Program provides demand-response public transportation in Huerfano and Las Animas Counties, with service to Pueblo three days a week and to Raton, NM as needed. In 2018 SCCOG Transit provided a total of 29,673 trips in the bi-county area.

Many of our clients receive discounted or free fares through organizations such as our Area Agency on Aging program and Medicaid. We also contract services from providers such as the Las Animas County Rehabilitation Center and the Department of Human Services.

In 2018, SCCOG Transit purchased two Chrysler Pacifica PHEV's (plug-in hybrid electric vehicle) which is our first time implementing EV technology. The vans add to our five existing compressed natural gas (CNG) vehicles bringing the number of alternative fuel vehicles to seven (7). In 2018 SCCOG Transit also



received a Charge Ahead Colorado award from the Colorado Energy Office for the purchase and installation of an Electric Vehicle Charging Station. The station will be located in Walsenburg and be open for public use at no cost.

South Central Council of Governments (SCCOG) Annual Report 2018

A total of 87,423 miles (48.81%) of the fleets total miles traveled were traveled by SCCOG CNG Transit vehicles; displacing 6,686 gallons of gasoline and reducing greenhouse emissions by approximately 14 tons of CO₂/yr.

SCCOG's real time dispatching software continues to help improve route and scheduling efficiency and improved data collection. 1,450 trips were requested using SCCOG's on-line ride scheduling tool (www.sccog.net/ridethebus) in 2018.

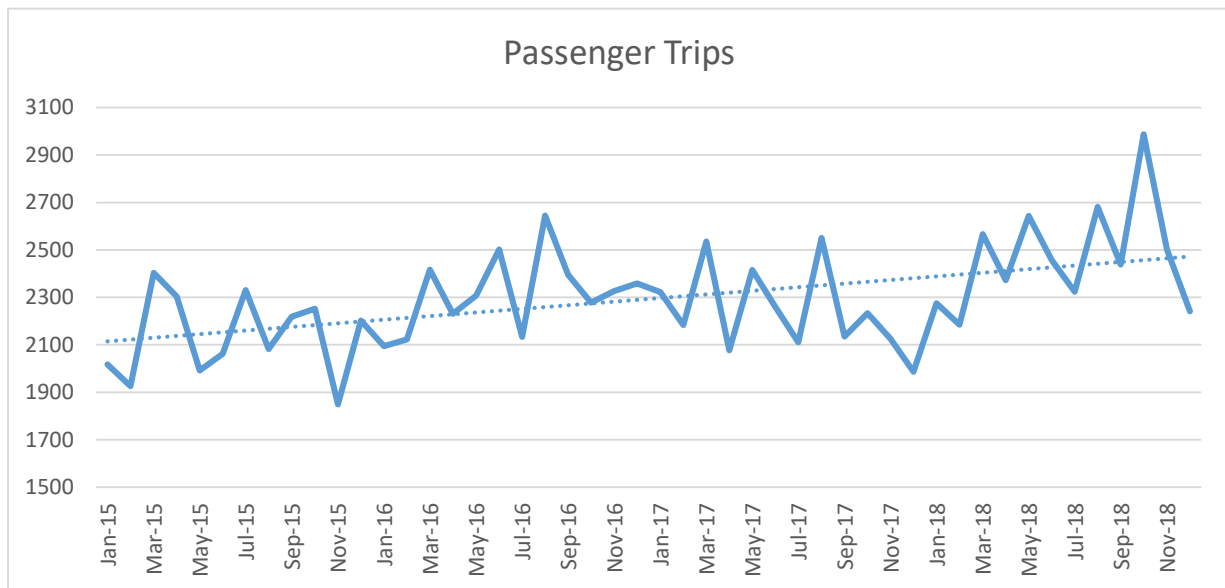
Huerfano County												
Zone	# of Passengers by City of Residence				# of Passenger Trip Origins				% of Total Passenger Trip Origins			
	2015	2016	2017	2018	2015	2016	2017	2018	2015	2016	2017	2018
Gardner	3	4	0	2	13	50	0	4	0.05%	0.17%	0.0%	0.01%
La Veta	5	4	14	12	86	38	63	138	0.31%	0.13%	0.23%	0.47%
Pryor	1	1	0	0	10	5	0	0	0.04%	0.02%	0.0%	0.0%
Walsenburg	185	184	209	163	9,016	9,371	7,557	7,807	32.86%	32.25%	28.06%	26.31%
Totals	194	193	223	177	9,125	9,464	7,620	7,949	33.26%	32.57%	28.29%	26.79%

Las Animas County												
Zone	# of Passengers by City of Residence				# of Passenger Trip Origins				% of Total Passenger Trip Origins			
	2015	2016	2017	2018	2015	2016	2017	2018	2015	2016	2017	2018
Aguilar	18	22	21	21	124	242	187	309	0.45%	0.83%	0.69%	0.47%
Bon Carbo	1	3	1	1	1	15	1	2	0.00%	0.05%	0.00%	0.01%
Cokedale	2	0	2	1	25	5	7	4	0.09%	0.02%	0.03%	0.01%
Trinidad	460	538	542	489	17,360	19,279	18,300	21,171	63.27%	66.35%	67.94%	71.34%
Weston	12	15	15	14	15	51	70	199	0.05%	0.18%	0.26%	0.68%
Trinchera	0	0	0	3	0	0	0	37	0%	0%	0%	0.12%
Starkville	0	0	0	2	0	0	0	5	0%	0%	0%	0.02%
Totals	493	578	581	531	17,525	19,592	18,565	21,727	63.86%	67.43%	68.92%	73.21%

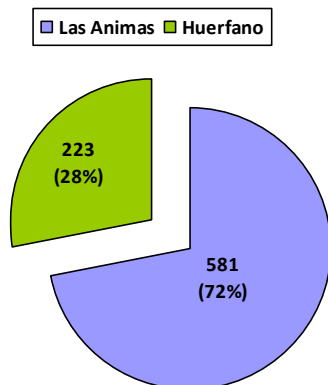
South Central Council of Governments (SCCOG) Annual Report 2018

- Raton Trips = 313 trips, 20 passengers
- Pueblo Trips = 1,410 trips, 203 passengers

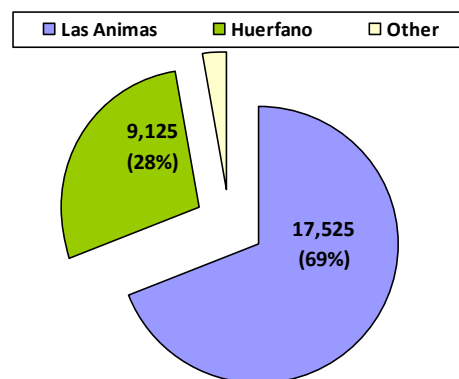
Passenger Trips by Month



Passengers

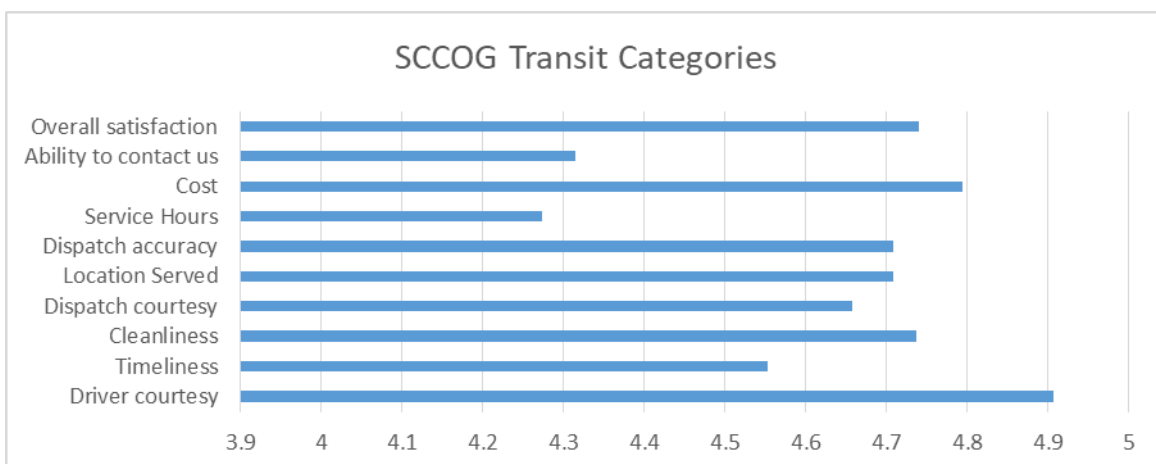
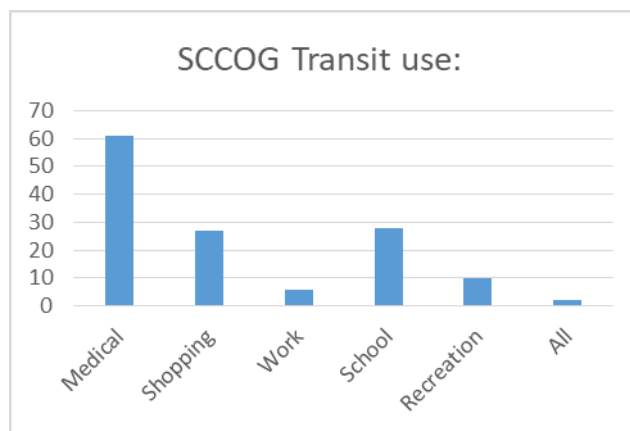
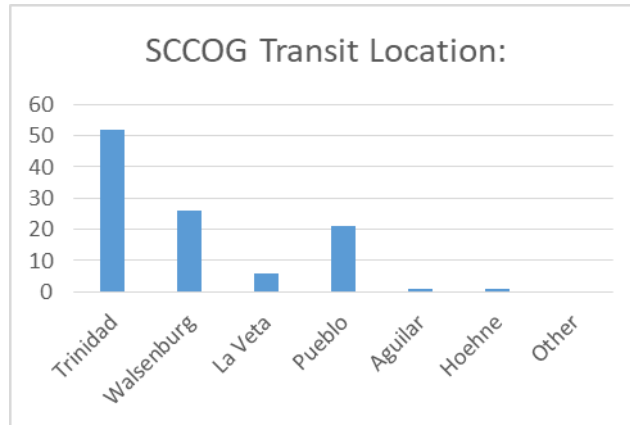


Trip Origins



South Central Council of Governments (SCCOG) Annual Report 2018

SCCOG Transit conducted an on board passenger survey in 2018. The results from the passengers who completed the survey show that most of them use our service in Trinidad, use our service to mostly go to medical appointments and gave us a 4.7 satisfaction ranking on a scale of 0-5.



**South Central Council of Governments (SCCOG)
Annual Report 2018**

EARLY LEARNING CENTER:

Projected Long-term Outcome:

All children of Las Animas and Huerfano Counties ages 1 – 10 have access to quality care and an educational foundation for school success and a healthy life.

The Trinidad Early Learning Center located at 1225 Rosita Ave. in Trinidad, CO. celebrated its 20th anniversary July 1, 2018 - with a “Family Street Dance”. Since July 1, 1998 - 1,890 students have passed through the program and were invited to the celebration in which the City of Trinidad recognized 20 years of Quality Early Childhood Learning and a 4 STAR Rating by Colorado Shines Quality Child Care Rating System.



The Trinidad center is at full capacity with wait lists in every program. Programs include licensed childcare for 120 children ages 1 year to 10 years of age. The infant/toddler programs offer a “Frog Street Curriculum” and the Colorado Preschool Program offers a “High Scope Curriculum”. The Trinidad program is open Monday through

Friday from 7:30 am to 5:30 pm and is a year round program. School age children ages 6 through their 10th birthday are offered afterschool, Friday programs (due to a 4 day Trinidad school week) and summer programs. The Trinidad Center employs 25 employees.

**South Central Council of Governments (SCCOG)
Annual Report 2018**

The Early Learning Center served:		
2016	2017	2018
165 Families	170 Families	177 Families
28,135 meals*	34,320 meals*	122,000 meals**
*USDA approved meals to children 1 to 10 years old ** Huerfano/Las Animas County		

In 2018 SCCOG also purchased the Walsenburg Early Learning Center - located at 100 West Spruce St. in Walsenburg, CO. This was a good fit, as SCCOG is a bi-county agency and now most SCCOG programs operate in both Huerfano and Las Animas counties.

The Walsenburg center is licensed for 48 children ages 1 year to 10 years of age. The center hours of operation are 7 am to 5:15 pm Monday through Fridays and also offers year round programs, infant/toddler, preschool programs and after school programs. The Walsenburg center also holds a 4 STAR Colorado Shines Quality Child Care Rating. The center employs 12 staff members.



**South Central Council of Governments (SCCOG)
Annual Report 2018**

Some of the 2018 facts about SCCOG Children's Programs are as follows.

- 177 children served in the Huerfano/Las Animas County in 2018.
- Approximately 122,000 child meals were served in the two counties in 2018.
- A combined 2018 revised budget for the two centers was approved at \$1, 043,622.
- Child Care Grants attained in both counties for 2018 totaled approximately \$138,000
- Major contributors were Las Animas County, Temple Hoyne Buell, Anschutz Family Foundation and the Bar NI.
- The Colorado Preschool Program offers services for Trinidad School District #1, Hoehne School District and Huerfano RE-1.
- Early Interventional Services were offered through South Central Board of Cooperative Educational Services.
- Both centers promoted healthy eating habits with nutrition grants that fund garden and cooking-nutritional programs.
- The Children's Program Director presented at two Legislative Roundtables advocating for the need for additional resources in funding, mental health services, and universal preschool for all children in Colorado. The presentations were to Legislative Representatives that will hopefully take local views and current situations to the state level as it pertains to bills being discussed.
- The Early Learning Program has worked diligently with the Huerfano/ Las Animas County Early Childhood Council in providing staff and community partners with continued professional development.

The Early Learning Centers work diligently to provide developmentally age appropriate activities for all children in an inclusive setting. The primary focus areas are social/emotional, fine motor development, large motor development, language, self-help, early literacy, early math and science. We work to assure that all children are up to date with physicals, immunizations and nutritional values. We work with families as to the local resources available to them and services available. The early learning experience has proven invaluable to children, families and communities. It is imperative for children prior to kindergarten to acquire skills, confidence and a sense of the wonder of learning as well as the sense of belonging factor and taking advantage of the brain development window which is only available for a short period of time.

**South Central Council of Governments (SCCOG)
Annual Report 2018**

REGIONAL / COMMUNITY ECONOMIC DEVELOPMENT:

**Projected Long-term Outcome:
Las Animas and Huerfano County governments and communities have a
vehicle to develop and implement solutions to regional barriers to quality
community life.**

The South Central Council of Governments (SCCOG) was formed as a nonprofit organization over forty years ago to support Huerfano and Las Animas Counties.



SCCOG focuses on regional and community economic development efforts within the bi-county region (Huerfano and Las Animas Counties). SCCOG assists regional communities and local governments through the identification, documentation, and the distribution of information on the availability of grant funding and technical

assistance. SCCOG also works to help the bi-county region identify issues and create strategic plans among the member cities and counties to enable both to address regional problems and/or issues that exist or could arise. The goal of SCCOG's regional and community economic development is to bring communities together and participate in sustainable community development projects, regional community development, downtown revitalization, infrastructure determination, and data informed decision making. SCCOG also coordinates efforts with various additional counties on regional issues for economic development, entrepreneurship, and enhancing the region's quality of life.



**South Central Council of Governments (SCCOG)
Annual Report 2018**

**South Central Transportation Planning Region:
State Transportation Advisory Council**



Colorado Department of Transportation (CDOT) works closely with ten rural Transportation Planning Regions (TPRs) and the five Metropolitan Planning Areas. The South Central Regional Planning Commission meets regularly to identify priority transportation

projects for Las Animas and Huerfano Counties. The Statewide Transportation Advisory Committee (STAC), comprised of representatives from each of these planning organizations, meets monthly to advise CDOT on the transportation planning needs of the state.



In 2018, CDOT invested **\$9,525,804** in the South Central Transportation Planning Area.

South Central Transportation Projects Completed in 2018			
Las Animas	I-25	South Trinidad Resurfacing and Frontage Road	\$6,091,397
Las Animas	I-25	South Trinidad Resurfacing and Frontage Road	\$2,265,762
Las Animas	I-25	Exit 11 Interchange Improvements (design)	\$ 250,000
Huerfano	I-25	N-17-AD Bridge Replacement (design)	\$ 120,000
Huerfano	SH-12	P-17-F Weight Restrict. & P-17-A Scour Crit. (design)	\$ 100,000
Huerfano	SH-12	P-17-L Scour Critical & Three Culverts	\$ 623,646
Huerfano	SH160	La Veta Pass East Surface Treatment (design)	\$ 75,000

**South Central Council of Governments (SCCOG)
Annual Report 2018**

South Central Enterprise Zone Administration:

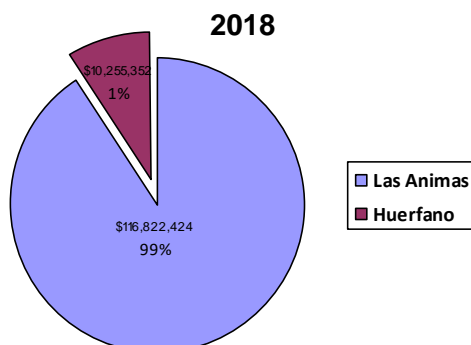
Colorado's Enterprise Zone (EZ) program provides tax incentives to encourage businesses to locate and expand in designated economically distressed areas.

Private-sector business activity encouraged by these income tax incentives brings job opportunities and capital investment to economically distressed areas. The private investment results in tax revenue for school districts, cities, counties, and the state, outweighing the cost of the tax credits granted.

In 2018, the Enterprise Zone Tax Credit Program resulted in \$162,432,693 invested in the South Central Enterprise Zone by private entities. This reflects a 27.83% increase over the investments in 2017.

Benefits of the EZ program to Huerfano and Las Animas Counties in 2018			
Type of Qualified EZ Investment	Las Animas	Huerfano	Total
ITC Capital Investment	\$146,755,186	\$14,850,674	\$161,505,860
EZ Contribution Project Investment Cash	\$ 534,363	\$ 21,050	\$ 868,729
EZ Contribution Project Investment In-kind	\$ 42,344	\$ 3,010	\$ 58,104
Total	\$147,331,893	\$14,874,734	\$162,432,693

Benefits of the EZ program to Huerfano and Las Animas Counties in 2017			
Type of Qualified EZ Investment	Las Animas	Huerfano	Total
ITC Capital Investment	\$115,926,050	\$10,214,957	\$126,141,007
EZ Contribution Project Investment Cash	\$ 846,667	\$ 31,998	\$ 868,729
EZ Contribution Project Investment In-kind	\$ 49,707	\$ 8,397	\$ 58,104
Total	\$116,822,424	\$10,255,352	\$127,067,840



**South Central Council of Governments (SCCOG)
Annual Report 2018**

Energy Resources:

Mission

To bring energy efficiency and renewable energy training opportunities, funding opportunities, and alternative energy knowledge to the region.

Refuel Colorado

Refuel Colorado is an effort by the Colorado Energy Office to encourage the adoption of alternative fuel vehicles in Colorado to lead a cheaper, cleaner, and domestic transportation future. Refuel coaches help fleets identify monetary savings and other advantages from converting to alternative fuels, particularly compressed natural gas and electricity. The program also builds self-sustaining alternative fuel markets by working with community leaders, fuel providers and dealerships.

CNG - SCCOG has made a commitment to move toward a cleaner fleet in the upcoming years, which will include CNG for the following reasons: 1) lower, more stable cost than gasoline; 2) locally produced fuel; 3) burns cleaner than other fuels and produces fewer emissions than other fuels and less pollutants than gasoline; 4) CNG produces 20-30% fewer greenhouse gas emissions and 95% fewer tailpipe emissions than other petroleum products. In 2018, a CNG stakeholder meeting was held at the SCCOG offices in Trinidad.



Through a partnership with CDOT and DOLA, SCCOG Transit received a grant award for two more CNG buses to be purchased in 2019, which will bring our fleet total to seven. SCCOG Transit alt-fuel usage - 179,117 total miles traveled, 48% (87,423) of the miles were performed

with alt-fuel vehicles which led to 6,686 gallons of gasoline displaced and reduction of greenhouse gas emissions by 14 tons of CO₂

South Central Council of Governments (SCCOG) Annual Report 2018

Electrical Vehicle Service Equipment (EVSE) / Charge Ahead Colorado –

Charge ahead is a state funded grant program that aims to promote the transformation of the region's transportation systems by incentivizing the development of geographically dispersed EVSE charging infrastructure. SCCOG Transit received a Charge Ahead Colorado award for a level II charging station in Walsenburg that will charge one of the transit vans and be available to the public. SCCOG also worked with Colorado Gators Reptile Park on a successful Charge Ahead Colorado grant for level II charging station in Mosca, CO and worked with Alamosa School District on a yet to be submitted Charge Ahead Colorado grant for one electric vehicle and two level II charging stations, one at the Alamosa middle school and the other at the Alamosa high school that would both be solar powered. Finally, SCCOG was able to purchase 2 PHEV electric vans, one was added to the Trinidad fleet and the other to the Walsenburg fleet.



Las Animas County Rural Jump Start Program

The Las Animas County Rural Jump Start Program continues to explore potential leads for companies which might qualify under the program guidelines and be interested in considering setting up operations in Las Animas County.

UPCOMING INITIATIVES:

Hwy 12 TAP/PEL Study:



SCCOG shall be responsible for completing a Planning and Environmental Linkages (PEL) Study which investigates existing conditions and prioritizes improvements for the Southern Mountain Loop (SML) Corridor of the Colorado Front Range Trail (CFRT). The Corridor includes all

trail segments from I-25 in Walsenburg to I-25 in Trinidad including any city streets, state highways, and separate trails necessary to complete the loop. The SML Corridor covers a distance of 81 miles and includes streets in Walsenburg and Trinidad, a stretch of US 160 and all of SH12.

The reason for completing the PEL Study is to identify issues, priorities and environmental concerns that need to be addressed in the course of creating a bicycle and pedestrian path and addressing general safety of the traveling public along the SML Corridor. The route needs improvements for bicycles, pedestrians and the general safety of the traveling public. Current bicycling and hiking opportunities are frequently dangerous, and there are driving safety issues with minimal to no shoulders and multiple blind public and private driveways. Existing access to the Corridor for bicyclers and hikers/pedestrians is generally along the shoulders of, or directly on, the existing sections of US 160 and all of SH12.



South Central Council of Governments (SCCOG) Annual Report 2018

SCCOG established a steering committee which reviewed and discussed all the applications for a consultant to conduct the Bicycle, Pedestrian / PEL study; selected the top four (4) applicants to make presentations; heard the one hour presentations, and met again to discuss them and selected the consultant. The steering committee unanimously selected Hg Consult Inc. /Atkins to conduct the study.



The focus of the PEL Study will be to create a blueprint that expands upon the work already completed in the 2006 CFRT Plan. The study will evaluate the entire length of the Corridor and define segments based on strategic values. Each segment could be a stand-alone project that lends itself to the entire Corridor yet functions as a local trail.

The segments will be prioritized in a manner that provides logical break points and shows the best options and timing for connecting the segments for a complete trail network.

The completed PEL study will include an inventory of existing assets, current right of ways and availability of property, recommend further environmental studies, investigate resources and needs, research geological conditions, conduct traffic safety studies, and assign preliminary cost estimates as well as all other CDOT requirements. The PEL Study will assist CDOT, public agencies, and resource agencies in identifying issues of importance to each respective agency.



**South Central Council of Governments (SCCOG)
Annual Report 2018**

